

## YSEF2000EM-2A00P10



### Feature

- 185.0 (L) x 73.5 (W) x 39.0 (H) mm
- N+1 Redundant
- Support PMBus 1.2
- Application for IPC/Storage/Embedded server/Networking



| INPUT                 |  |
|-----------------------|--|
| Input Voltage         | 90-132VAC @1000W, 180-264VAC/180-310VDC @1800W, 198-264VAC/198-310VDC @2000W |
| Input Frequency       | 47-63Hz  |
| Input Current         | 13A / 90-132VAC, 10A / 180-264VAC, 10A / 180-310VDC                          |
| Inrush Current        | 35A max at 240VAC  |
| Power Factor          | 0.98 at 115VAC / 60Hz, 0.98 at 230VAC / 50Hz                                 |
| Earth Leakage Current | 0.75mA max at 264VAC / 60Hz  |


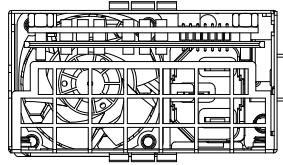
| GENERAL       |  |
|---------------|--|
| Efficiency    | 80 Plus PLATINUM certified, Highest efficiency 94% at 230VAC |
| Power Density |  |
| MTBF          | 100 kHrs per Telcordia SR-332 at 25°C ambient                |

| ENVIRONMENTAL         |  |
|-----------------------|--|
| Operating Temperature | -20 to 50°C  |
| Operating Humidity    | 5 - 85%, Non-condensing  |
| Storage Temperature   | -40°C to +70 °C  |
| Operating Altitude    | Sea level to 5,000 M   |
| Shock Operating       | 30G, 11mSec, half sine 3 axes                                  |
| Non-Operating         | TBD  |
| Vibration Operating   | 0.01G <sup>2</sup> /Hz at 10Hz, 0.02G <sup>2</sup> /Hz at 20Hz |
| Non-Operating         | 0.02G <sup>2</sup> /Hz at 20Hz, 0.02G <sup>2</sup> /Hz at 1kHz |

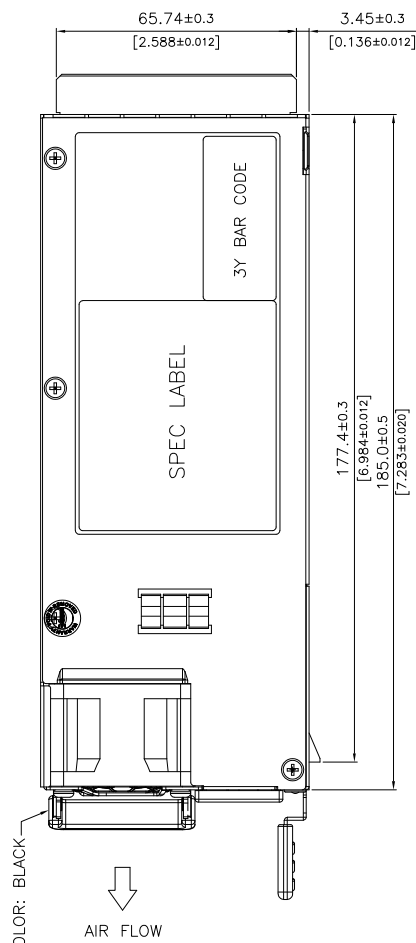
| EMC & SAFETY       |  |
|--------------------|--|
| Emissions          | EN55032, class A Conducted / EN55032, class A Radiated |
| Harmonic Currents  | EN61000-3-2  |
| Voltage Flicker    | EN61000-3-3  |
| EFT/Burst          | EN61000-4-4  |
| Surge              | EN61000-4-5  |
| Conducted Immunity | EN61000-4-6  |
| Safety Approvals   | UL/cUL, TUV, CB, CE, CQC, FCC                          |

| Output | Minimum Load | Maximum Load                             | Condition | Ripple & Noise |
|--------|--------------|--|-----------|----------------|
| +12.2V | 0.5A         | 81A @1000W<br>146A @1800W<br>162A @2000W |           | 120mV p-p      |
| +12Vsb | 0A           | 2.0A                                     |           | 120mV p-p      |

## YSEF2000EM-2A00P10



LATCH CLIP COLOR: BLACK



HANDLE COLOR: BLACK

AIR FLOW

